

WESTPORT BOARD OF EDUCATION

***AGENDA**

(Agenda Subject to Modification in Accordance with Law)

PUBLIC CALL TO ORDER:

6:00 p.m., Staples High School, Room 1025C, Principal's Conference Room

ANTICIPATED EXECUTIVE SESSION: Personnel Matter/Pending Litigation

PUBLIC SESSION/PLEDGE OF ALLEGIANCE:

7:00 p.m., Staples High School, Cafeteria B (Room 301)

ANNOUNCEMENTS FROM BOARD AND ADMINISTRATION

PUBLIC QUESTIONS/COMMENTS ON NON-AGENDA ITEMS (15 MINUTES)

MINUTES: November 25, 2013

DISCUSSION:

- 1. NESDEC Enrollment Projections (Encl.) Don Kennedy
(7:00pm-7:45pm) Dr. Landon
- 2. 2014-15 Preliminary Budget Discussions with Board of Finance
(7:45pm-9:15pm)

DISCUSSION/ACTION:

- 1. Middle School STEM/Encore Courses: Additions and Revisions (Encl.) Dr. Landon
(9:15pm-9:40pm)
- 2. Busing Logistics and Schedules (9:40pm-10:10pm) (Encl.) Dr. Landon
- 3. Revised Class Size Breakpoints (10:10pm-10:20pm) (Encl.) Dr. Landon
- 4. Acceptance of Gifts (10:20pm-10:25pm) (Encl.) Dr. Landon
- 5. Adoption of 2014-15 Board of Education Meeting Calendar (Encl.) Dr. Landon
(10:25pm-10:30pm)

ADJOURNMENT

*A 2/3 vote is required to go to executive session, to add a topic to the agenda of a regular meeting, or to start a new topic after 10:30 p.m. The meeting can also be viewed on cable TV on channel 78; AT&T channel 99 and by video stream @www.westport.k12.ct.us

PUBLIC PARTICIPATION WELCOME USING THE FOLLOWING GUIDELINES:

- Comment on non-agenda topics will occur during the first 15 minutes *except* when staff or guest presentations are scheduled.
- Board will not engage in dialogue on non-agenda items.
- Public may speak as agenda topics come up for discussion or information.
- Speakers on non-agenda items are limited to 2 minutes each, except by prior arrangement with chair.
- Speakers on agenda items are limited to 3 minutes each, except by prior arrangement with chair.
- Speakers must give name and use microphone.
- Responses to questions may be deferred if answers not immediately available.
- Public comment is normally not invited for topics listed for action after having been publicly discussed at one or more meetings.

WESTPORT PUBLIC SCHOOLS

ELLIOTT LANDON
Superintendent of Schools

110 MYRTLE AVENUE
WESTPORT, CONNECTICUT 06880
TELEPHONE: (203) 341-1010
FAX: (203) 341-1029

To: Members of the Board of Education


From: Elliott Landon

Subject: NESDEC Enrollment Projections/ 2014-2019

Date: December 2, 2013

You will find appended to this memorandum Power Point slides that will be referred to by Dr. Donald Kennedy of the New England School Development Council (NESDEC) during his presentation related to the above-referenced subject at our meeting of December 2.

Dr. Kennedy will make his presentation directly to the Board of Education. Since the presentation will precede the preliminary discussions with the Board of Finance pertaining to the preparation of the Board of Education's proposed budget for the 2014-15 school year, members of the Board of Finance and invited representatives of the RTM also will be present with us for our discussions concerning enrollment projections.

A handwritten signature in cursive script, appearing to read "Elliott Landon", with a long horizontal line extending to the right from the end of the signature.



New England School Development Council

WESTPORT, CONNECTICUT Demography and Enrollment Projections

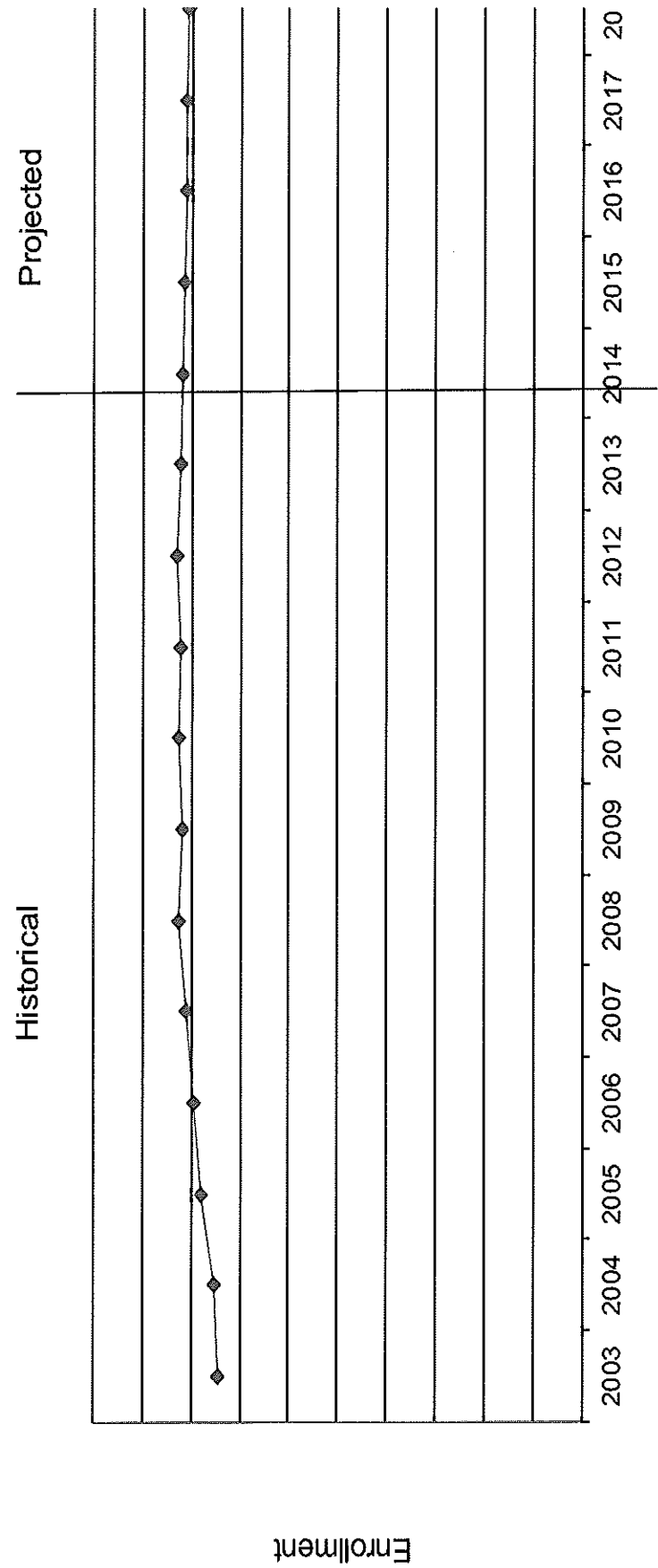
Donald G. Kennedy, Ed.D.

December 2, 2013



Westport, CT Historical & Projected Enrollment

PK-12, 2002-2018





Westport, CT Historical Enrollment

11/26/2013

School District: Westport, CT

Historical Enrollment By Grade

Birth Year	Births	School Year	PK	K	1	2	3	4	5	6	7	8	9	10	11	12	UNGR	K-12	PK-12
1998	309	2003-04	49	369	412	439	446	422	464	416	413	395	404	337	344	315	0	5176	5225
1999	314	2004-05	51	375	396	430	435	445	412	465	403	410	387	401	327	344	0	5230	5281
2000	339	2005-06	56	415	401	410	439	438	453	428	480	413	420	394	393	323	0	5407	5463
2001	284	2006-07	48	380	441	415	435	434	439	460	419	492	412	428	385	382	0	5522	5570
2002	300	2007-08	55	370	418	461	425	443	440	448	464	430	488	413	433	390	0	5623	5678
2003	306	2008-09	57	408	412	430	465	433	436	452	446	471	438	484	413	430	0	5718	5775
2004	264	2009-10	52	377	430	406	442	484	422	448	443	445	467	436	476	408	0	5664	5716
2005	265	2010-11	53	393	402	441	421	464	446	437	445	443	464	468	434	471	0	5729	5782
2006	230	2011-12	39	356	401	423	442	428	474	460	436	456	467	463	471	428	0	5705	5744
2007	194	2012-13	46	384	386	421	431	451	438	479	462	439	479	468	469	466	0	5753	5799
2008	221	2013-14	41	364	388	398	435	450	461	446	484	461	442	476	465	454	0	5724	5765

Historical Enrollment in Grade Combinations

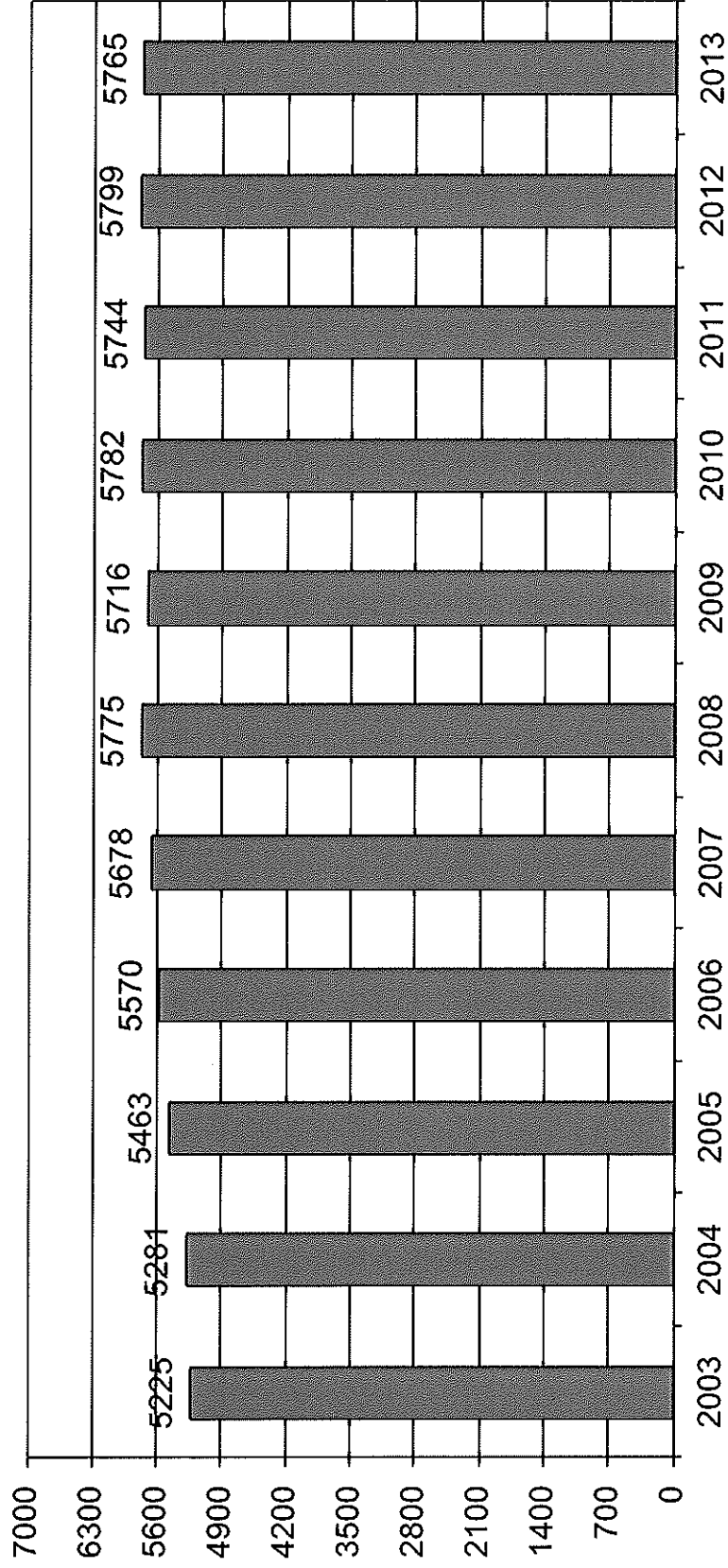
Year	PK-5	K-5	K-6	K-8	5-8	6-8	7-8	7-12	9-12
2003-04	2601	2552	2968	3776	1688	1224	808	2208	1400
2004-05	2544	2493	2958	3771	1690	1278	813	2272	1459
2005-06	2612	2556	2984	3877	1774	1321	893	2423	1530
2006-07	2592	2544	3004	3915	1810	1371	911	2518	1607
2007-08	2612	2557	3005	3899	1782	1342	894	2618	1724
2008-09	2641	2584	3036	3953	1805	1369	917	2682	1765
2009-10	2593	2541	2989	3877	1758	1336	888	2675	1787
2010-11	2620	2567	3004	3892	1771	1325	888	2725	1837
2011-12	2563	2524	2984	3876	1826	1352	892	2721	1829
2012-13	2537	2491	2970	3871	1818	1380	901	2783	1882
2013-14	2537	2496	2942	3887	1852	1391	945	2782	1837

Historical Percentage Changes

Year	K-12	Diff.	%
2003-04	5176	0	#DIV/0!
2004-05	5230	54	1.0%
2005-06	5407	177	3.4%
2006-07	5522	115	2.1%
2007-08	5623	101	1.8%
2008-09	5718	95	1.7%
2009-10	5664	-54	-0.9%
2010-11	5729	65	1.1%
2011-12	5705	-24	-0.4%
2012-13	5753	48	0.8%
2013-14	5724	-29	-0.5%
Change		548	10.6%

Westport, CT Historical Enrollment

PK-12, 2003-2013





Westport, CT Projected Enrollment

School District: **Westport, CT**

11/26/2013

Assumption: Real estate sales continue to improve for the next 6-8 years.

Enrollment Projections By Grade*

Birth Year	Births	School Year	PK	K	1	2	3	4	5	6	7	8	9	10	11	12	UNGR	K-12	PK-12
2008	221	2013-14	41	364	388	398	435	450	461	446	484	461	442	476	465	454	0	5724	5765
2009	168	2014-15	43	338	385	405	405	447	460	470	448	489	478	441	478	456	0	5700	5743
2010	192	2015-16	45	362	357	402	412	416	457	469	472	452	507	477	443	469	0	5695	5740
2011	201	2016-17	47	371	383	373	409	423	425	466	471	477	469	506	479	435	0	5687	5734
2012	195	(est.)	49	365	392	400	380	420	432	434	468	476	495	468	508	470	0	5708	5757
2013	195	(est.)	51	365	392	408	410	392	430	441	443	469	490	494	470	497	0	5701	5752

*Projections should be updated on an annual basis.

Based on an estimate of births

Based on children already born

Based on students already enrolled

Projected Enrollment in Grade Combinations*

Year	PK-5	K-5	K-6	K-8	5-8	6-8	7-8	7-12	9-12
2013-14	2537	2496	2942	3887	1852	1391	945	2782	1837
2014-15	2483	2440	2910	3847	1867	1407	937	2790	1853
2015-16	2451	2406	2875	3799	1850	1393	924	2820	1896
2016-17	2431	2384	2850	3796	1839	1414	948	2837	1889
2017-18	2438	2389	2823	3767	1810	1378	944	2885	1941
2018-19	2448	2397	2838	3750	1793	1353	912	2863	1951

See "Reliability of Enrollment Projections" section of accompanying letter.

Projections are more reliable for Years 1-5 in the future than for Years 6 and beyond.

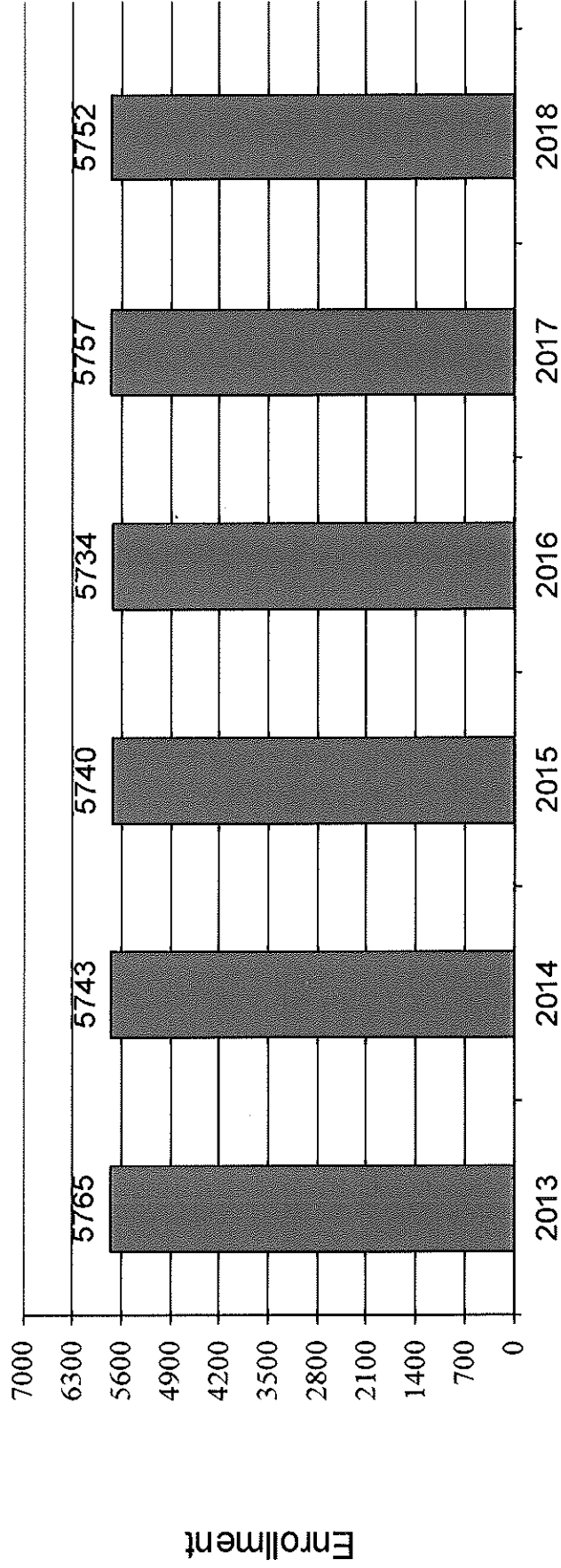
Projected Percentage Changes

Year	K-12	Diff.	%
2013-14	5724	0	0.0%
2014-15	5700	-24	-0.4%
2015-16	5695	-5	-0.1%
2016-17	5687	-8	-0.1%
2017-18	5708	21	0.4%
2018-19	5701	-7	-0.1%
Change		-23	-0.3%



Westport, CT Projected Enrollment

PK-12 TO 2018 Based On Data Through School Year 2013-14




NESDEC

New England School Development Council

28 Lord Road, Marlborough, MA 01752 Tel: 508-481-9444 www.nesdec.org

REACTIONS?

QUESTIONS ?



WESTPORT PUBLIC SCHOOLS

ELLIOTT LANDON
Superintendent of Schools

110 MYRTLE AVENUE
WESTPORT, CONNECTICUT 06880
TELEPHONE: (203) 341-1010
FAX: (203) 341-1029

To: Members of the Board of Education

From: Elliott Landon

Subject: Middle School STEM/Encore Courses: Additions and Revisions

Date: December 2, 2013

Over the past two years, we have engaged in lengthy and thoughtful discussions with our science, technology, and mathematics administrators and supervisors, as well as those responsible for overseeing and implementing our full panoply of “specials” (encore) courses, with the intent to create and implement a meaningful, challenging and engaging Design and Engineering (STEM) course as part of our developing program at the middle school level, while continuing to retain all of our very rich specials programs. I believe our efforts have been successful. At our meeting of November 11, we presented and recommended to you an exciting and stimulating addition to the current STEM program that will prepare all middle school students, grades 6-8, with essential 21st century skills.

Following is a general overview of the changes, if any, in each school year in each of our specials programs at each of the grade levels:

- There will be NO CHANGE to World Language, Physical Education or Art, grades 6-8.
- There will be NO CHANGE to the total numbers of sessions of health offered in sixth grade. However, instead of meeting two times a week for one semester, all students will meet one time a week for the entire year, thereby allowing all students to receive instruction over the full year, rather than having one-half the class receiving health education instruction in the first semester, and the other one-half being delayed in receiving health education instruction until the second. The health offerings in 7th and 8th grade will remain the same.
- ITL will now be integrated into all academic subjects in both sixth and seventh grades, in the same manner in which it is currently integrated in grades K - 5 and grade 8.
- General Music will be eliminated as a separate offering in sixth grade, with the curriculum elements of that course being integrated into the remaining music offerings, i.e., Band, Orchestra, Chorus, and Music and Technology. Music and Technology will be INCREASED from one time per week to two times per week.

- Presentation Skills now will be offered in sixth grade one time a week for the entire year, rather than twice a week for only one quarter. That will result in an INCREASE in presentation skills of 18 meeting times per year in sixth grade. In seventh grade, presentation skills will REMAIN UNCHANGED by continuing to be offered one time a week for the entire year. As we have in the past, Drama will continue to be a vital and essential part of the Presentation Skills program, as it always has been. However, Presentation Skills will no longer be offered in eighth grade, since it is our belief that by concentrating instruction in presentation skills in grades 6 and 7, our 8th graders will be better served by being able to utilize those skills more effectively in making presentations during academic instruction in the 8th grade. The elements of Drama, incorporated into Presentation Skills in 6th and 7th grade, will continue to be of use to our students in their 8th grade activities and also will continue to be applied in all of our after school theatre offerings.
- Design and Engineering will be offered as a year long course in all three grades; one time a week in both sixth and seventh grades and two times a week in eighth grade, an increase of one period of instruction across all three grades, as opposed to our initial intent to offer Design and Engineering three times per week only in 8th grade.

At our meeting on November 25, 2013, Michael Gordon asked for other options that the Board might consider. Specifically, Mr. Gordon requested an alternative to the recommendation to concentrate Presentation Skills in the sixth and seventh grades and not offering it in eighth grade.

In response to that request, and based upon the feedback of the other members of the Board, I am providing these additional options to you within the framework of STEM courses being offered twice in eighth grade, and once in both seventh and sixth grades. In each of these options, a second STEM class is being retained in eighth grade. In order to make room in the schedule for a second STEM class in eighth grade another eighth grade offering must be either eliminated or modified. The choices are as follows:


1. Art is offered twice per week in eighth grade. We did not suggest a reduction in Art because we determined that the complexity of Art projects at the eighth grade level requires no less than two meetings per week in order to provide continuity of instruction and also to allow students to be able to experience and complete a variety of projects in different media.
2. Physical Education is offered three times per week in eighth grade and Music is offered twice per week. We considered eliminating one session of either Physical Education or Music, but based on prior feedback from the Board of Education and the public during the discussion of instructional minutes at the elementary level, decided against cutting from either of those areas.

3. The last of the options we considered but ultimately rejected, was reducing the number of Health Education sessions offered in eighth grade, making Health a one-half year course, with Presentation Skills offered during the other half of the year. We rejected that option based on feedback from the middle school teachers, administrators, and health professionals who unanimously objected to eliminating portions of the Health curriculum, especially at such a critical point in the social and emotional development of our children. Were we to reduce Health Education to 18 sessions from the current 36, we would have to eliminate critical instruction in the areas of Human Growth and Development and Substance Abuse that “recognize the realities of the world in which our young people live; a world that is changing, a world in which they are exposed to overt sexuality, access to alcohol and drugs, teenage stress and substance abuse, suicide and pregnancy as well as the threat of AIDS and other sexually transmitted diseases.” [Quote excerpted from the curricular description of Eighth Grade Health, Westport Public Schools].

For all of these reasons outlined above, my recommendations to the Board of Education for implementation of a comprehensive and expanded STEM program in our middle schools remain as presented to the Board of Education on November 11 and again on November 25, 2013.

ADMINISTRATIVE RECOMMENDATION

Be It Resolved, That upon the recommendation of the Superintendent of Schools, the Board of Education approves the implementation of a comprehensive STEM program both at Bedford Middle School and Coleytown Middle School effective with the start of the 2014-15 school year, as delineated in the materials of the meeting of December 2, 2013.

A handwritten signature in black ink, appearing to read "J. Elliott", with a long horizontal line extending to the right from the end of the signature.

**Middle School Schedule
& Programming Proposal
For the
2014-2015 Academic Year**

**Presented to the Westport Schools
Board of Education on December 2, 2013**

Encore Programming Grade 6

SUBJECT	CURRENT 6 th GRADE SCHEDULE 2013-2014	PROPOSED 6 th GRADE SCHEDULE 2014-2015	CHANGE (from 2013/2014 to 2014/2015)
World Language	5x/week/year	5x/week/year	No Change
Physical Education	3x/week/year	3x/week/year	No Change
Art	2x/week/year	2x/week/year	No Change
Music	<ul style="list-style-type: none"> ▪ Band, Orchestra, Chorus (2x/week/year) ▪ Music & Technology (1x/week/year) paired with Problem Solving (1x/week/year) ▪ General Music (1x/week/year) 	<ul style="list-style-type: none"> • Band, Orchestra, Chorus or Music & Technology (2x/week/year) 	<ul style="list-style-type: none"> • Music & Technology (2x/week/year) • Remove General Music
Design and Engineering (STEM)	---	(1x/week/year)	(1x/week/year)
Health	2x/week/semester	(1x/week/year)	No Change
Presentation Skills	2x/week/quarter	(1x/week/year)	Increase of 18 sessions/year
Computer (ITL) Information Technology Literacy	2x/week/quarter	Integrated into Core Curriculum	Integrated into Core Curriculum

Encore Programming Grade 7

SUBJECT	CURRENT 7 th GRADE SCHEDULE 2013-2014	PROPOSED 7 th GRADE SCHEDULE 2014- 2015	CHANGE (from 2013/2014 to 2014/2015)
World Language	5x/week/year	5x/week/year	No Change
Physical Education	3x/week/year	3x/week/year	No Change
Art	2x/week/year	2x/week/year	No Change
Music (Band, Orchestra, Chorus or Music & Technology)	2x/week/year	2x/week/year	No Change
Health	1x/week/year	1x/week/year	No Change
Presentation Skills	1x/week/year	1x/week/year	No Change
Computer (ITL) Information Technology Literacy	1x/week/year	Integrated into Core Curriculum	Integrated into Core Curriculum
Design & Engineering (STEM)		1x/week/year	New Course

Encore Programming Grade 8

SUBJECT	CURRENT 8 th GRADE SCHEDULE 2013- 2014	PROPOSED 8 TH GRADE SCHEDULE 2014- 2015	CHANGE (from 2013/2014 to 2014/2015)
World Language	5x/week/year	5x/week/year	No Change
Physical Education	3x/week/year	3x/week/year	No Change
Art	2x/week/year	2x/week/year	No Change
Music (Band, Orchestra, Chorus or Music & Technology)	2x/week/year	2x/week/year	No Change
Health	1x/week/year	1x/week/year	No Change
Computer (ITL) Information Technology Literacy	Integrated into Core Curriculum	Integrated into Core Curriculum	No Change
Presentation Skills	1x/week/year	---	Concentrated Teaching of Skills in grades 6 & 7
Design & Engineering (STEM)	1x/week/year	2x/week/year	Increase in Design & Engineering (STEM) (2x/week/year)

WESTPORT PUBLIC SCHOOLS

ELLIOTT LANDON
Superintendent of Schools

110 MYRTLE AVENUE
WESTPORT, CONNECTICUT 06880
TELEPHONE: (203) 341-1010
FAX: (203) 341-1029

To: Members of the Board of Education
From: Elliott Landon
Subject: Busing Logistics and Schedules
Date: December 2, 2013

After much review and discussion with the Board and members of the public concerning the above-referenced subject, I am recommending for Board approval effective with the start of the 2014-15 school year, an increase in the numbers of buses used to transport students to and from school each day and modifications to the starting and ending times of many of our schools.

The effect on the starting and ending times of our schools beginning next year would be as follows:

<u>School</u>	<u>Start Time</u>	<u>End Time</u>
Staples High School	7:30 a.m.	2:15 p.m.
Bedford Middle School	8:00 a.m.	2:45 p.m.
Coleytown Middle School	8:00 a.m.	2:45 p.m.
Saugatuck Elementary School	8:00 a.m.	2:45 p.m.
Coleytown Elementary School	8:30 a.m.	3:15 p.m.
Green's Farms School	8:30 a.m.	3:15 p.m.
King's Highway School	8:30 a.m.	3:15 p.m.
Long Lots School	8:30 a.m.	3:15 p.m.


This change in scheduling will require us to add four vehicles to our fleet, i.e., 3 Type 1 vehicles and 1 Type 2 vehicle, with an estimated increase budget cost of \$267,730.

This item is being placed on our agenda of the meeting of December 2 for approval by the Board.

ADMINISTRATIVE RECOMMENDATION

Be It Resolved, That upon the recommendation of the Superintendent of Schools, the Board of Education authorizes the Superintendent to include in the Proposed Budget of the Superintendent of Schools for the 2014-15 school year sufficient funds to provide for an increase of 3 Type 1 vehicles and 1 Type 2 vehicle at an estimated cost of \$267,730, and

Be It Further Resolved, That the Board directs the Superintendent to implement the school starting and ending times for the start of the 2014-15 school year as delineated in the materials accompanying the agenda of the meeting of December 2, 2013.



WESTPORT PUBLIC SCHOOLS

ELLIOTT LANDON
Superintendent of Schools

110 MYRTLE AVENUE
WESTPORT, CONNECTICUT 06880
TELEPHONE: (203) 341-1010
FAX: (203) 341-1029

To: Members of the Board of Education
From: Elliott Landon
Subject: Budgetary Impact: Revised Class Size Breakpoints
Date: November 25, 2013

At the Board of Education meeting held on October 21, I presented to the Board a review of class size breakpoints as required under Board goals and actions plans for the current school year. At that time, I made use of the projected enrollments included in our adopted budget, rather than the actual enrollments as of October 1, 2013.

Requested by the Board to do a comparison of the impact of modifying the breakpoints utilizing the actual enrollments as of October 1, 2013, the attached documents have been prepared in response to that request. The first of these documents reflects current class size guidelines of 22 (K-2) and 25 (3-5) with a breakpoint of 2 sections at the maximum guideline, with the remaining class sections at one less than the suggested maximum. The second reflects the impact of changing the breakpoint to 1 section at the maximum guideline, with the remaining sections being one less than the suggested maximum.

Had we been guided by a breakpoint of 1, rather than a breakpoint of 2, our current budget would have reflected an increase of an additional 2 teachers. That is, we currently have on staff 124 teachers in Kindergarten through Grade 5 with a breakpoint of 2, rather than 126 which would have been required with a breakpoint of 1.


Nonetheless, the reality is that we actually have 125 teachers on staff at the elementary level for the current school year because after the school year had begun, four students were withdrawn from the second grade at Long Lots School. With 89 students at the start of the year, the second grade required a fifth teacher with the breakpoint 2 requirement.

Thus, using "apples to apples" for comparison purposes, as of October 1, 2013 a breakpoint of 1 would have required us to employ 124 Kindergarten teachers. However, for comparative purposes for the current school year only, we would have been best served had we employed actual enrollments at the start of the school year. In any event, by changing our breakpoints from 2 to 1 we will incur additional personnel costs, with the numbers of additional personnel changing from year to year.

Based upon our current reasonable and acceptable class sizes at all grade levels and the impact upon class sizes of the current breakpoints, I recommend no changes either to our class size guidelines or to our class section breakpoints.

ADMINISTRATIVE RECOMMENDATION

Be It Resolved, That upon the recommendation of the Superintendent of Schools, for the 2014-15 school year the Board of Education is advised both for educational and budgetary reasons to make no changes to the current class size guidelines for Kindergarten through Grade 5 and to make no changes to the "breakpoints" used to determine the numbers of classroom sections at each of the K-5 levels.



BUILDING ENROLLMENT

Current School Year 2013-14

	01	02	03	04	05	06	07	08	09	10	11	12	KE	PK	Total (Building)
Coleytown Elementary School	62	68	82	91	90								58		451
Greens Farms Elementary School	67	79	74	85	72								69		446
King's Highway Elementary School	77	83	81	85	97								75		498
Long Lots Elementary School	87	85	110	107	103								86		578
Saugatuck Elementary School	95	83	88	82	99								76		523
Bedford Middle School						273	295	290							858
Coleytown Middle School						173	189	171							533
Staples High School									442	476	465	454			1837
Stepping Stones Preschool														41	41
Total (Grade)	388	398	435	450	461	446	484	461	442	476	465	454	364	41	5765

K-2
 65-85 (4)
 86-106 (5)
 107 (6)

3-5
 74-97 (4)
 98-121 (5)

MAX = 22 (K-2); 25 (3-5)
BREAKPOINT = 2

EFFECTIVE: OCTOBER 1, 2013

<u>SCHOOL</u>	<u>Kdgs</u>	<u>1</u>	<u>2</u>	<u>3</u>	<u>4</u>	<u>5</u>	<u>STAFF</u>
CES	(58) 20, 19, 19	(62) 21, 21, 20	(68) 17, 17, 17, 17	(82) 21, 21, 20, 20	(91) 23, 23, 23, 22	(90) 23, 23, 22, 22	22
GFS	(69) 18, 17, 17, 17	(67) 17, 17, 17, 16	(79) 20, 20, 20, 19	(74) 19, 19, 18, 18	(85) 22, 21, 21, 21	(72) 24, 24, 24	23
KHS	(75) 19, 19, 19, 18	(77) 20, 19, 19, 19	(83) 21, 21, 21, 20	(81) 21, 20, 20, 20	(85) 22, 21, 21, 21	(97) 25, 24, 24, 24	24
LLS	(86) 18, 17, 17, 17, 17	(87) 18, 18, 17, 17, 17	(85) 22, 21, 21, 21	(110) 22, 22, 22, 22, 22	(107) 22, 22, 21, 21, 21	(103) 21, 21, 21, 20, 20	29
SES	(76) 19, 19, 19, 19	(95) 19, 19, 19, 19, 19	(83) 21, 21, 21, 20	(88) 22, 22, 22, 22	(82) 21, 21, 20, 20	(99) 20, 20, 20, 20, 19	26

TOTAL = 124

K-2

64-84 (4)

85-105 (5)

3-5

73-96 (4)

97-120 (5)

MAX = 22 (K-2); 25 (3-5)

BREAKPOINT = 1

EFFECTIVE: OCTOBER 1, 2013

<u>SCHOOL</u>	<u>Kdgs</u>	<u>1</u>	<u>2</u>	<u>3</u>	<u>4</u>	<u>5</u>	<u>STAFF</u>
CES	(58) 20, 19, 19	(62) 21, 21, 20	(68) 17, 17, 17, 17	(82) 21, 21, 20, 20	(91) 23, 23, 23, 22	(90) 23, 23, 22, 22	22
GFS	(69) 18, 17, 17, 17	(67) 17, 17, 17, 16	(79) 20, 20, 20, 19	(74) 19, 19, 18, 18	(85) 22, 21, 21, 21	(72) 24, 24, 24	23
KHS	(75) 19, 19, 19, 18	(77) 20, 19, 19, 19	(83) 21, 21, 21, 20	(81) 21, 20, 20, 20	(85) 22, 21, 21, 21	(97) 20, 20, 19, 19, 19	25
LLS	(86) 18, 17, 17, 17, 17	(87) 18, 18, 17, 17, 17	(85) 17, 17, 17, 17, 17	(110) 22, 22, 22, 22, 22	(107) 22, 22, 21, 21, 21	(103) 21, 21, 21, 20, 20	30
SES	(76) 19, 19, 19, 19	(95) 19, 19, 19, 19, 19	(83) 22, 21, 20, 20	(88) 22, 22, 22, 22	(82) 21, 21, 20, 20	(99) 20, 20, 20, 20, 19	26

TOTAL = 126

WESTPORT PUBLIC SCHOOLS

ELLIOTT LANDON
Superintendent of Schools

110 MYRTLE AVENUE
WESTPORT, CONNECTICUT 06880
TELEPHONE: (203) 341-1010
FAX: (203) 341-1029

To: Members of the Board of Education
From: Elliott Landon
Subject: Acceptance of Gift
Date: December 2, 2013

We are fortunate at this meeting to be the recipient of two very generous gifts from the Westport community.


The first of these is from the Green's Farms PTA, a grant to the school in the amount of \$6,000 for the purchase of classroom library books, where needed, to enable us to substantially increase the numbers of non-fiction classroom books at that school.

The second is a donation of forty-three original art prints from Mark Greenstein to the Westport Schools Permanent Art Collection (WSPAC) with a total value of \$25,700. Mr. Greenstein has been a longtime patron of the WSPAC and since 1998 has generously donated over 100 works of art to the collection.

I recommend acceptance of these generous gifts with thanks and appreciation to the Green's Farms PTA and to Mr. Mark Greenstein and Kathie Bennewitz on behalf of WSPAC.

ADMINISTRATIVE RECOMMENDATION

Be It Resolved, That upon the recommendation of the Superintendent of Schools, the Board of Education accepts with thanks and appreciation a gift from the Green's Farms PTA valued at \$6,000 for the purchase of non-fiction classroom books and a gift of forty-three (43) original art prints valued at \$25,700 from Mr. Mark Greenstein for the Westport Schools Permanent Art Collection.



WESTPORT PUBLIC SCHOOLS

ELLIOTT LANDON
Superintendent of Schools

110 MYRTLE AVENUE
WESTPORT, CONNECTICUT 06880
TELEPHONE: (203) 341-1010
FAX: (203) 341-1029

To: Members of the Board of Education

From: Elliott Landon

Subject: Proposed BOE Meeting Dates: July 1, 2014-June 30, 2015

Date: December 2, 2013

As noted at our meeting held on October 21, the Board of Education is required to file with the Town Clerk an annual schedule of meeting dates. In recent years, the Board has elected to address this requirement by posting its annual schedule of meetings on a "school year," rather than a "calendar year," basis. Therefore, consistent with the Board's previous actions, I have prepared for your review a calendar that lists proposed Board meeting dates from July 1, 2014 through June 30, 2015.


While we attempt to schedule regular Board meetings on the second and fourth Mondays of each month, it is not always possible to adhere to that timeline. Thus, it is recommended that Board members reserve all Mondays in the event special meetings, other than scheduled ones, may be required throughout the year.

You should note that building principals are directed not to schedule special functions on Monday nights to avoid conflicts for Board members, staff and parents.

The calendar appended to this memorandum is being presented to the Board for your approval at the meeting of December 2. Based upon the request of Michael Gordon to change the date of the meeting of January 26 and the decision of the Board to approve that request, the meeting of January 26 has been re-scheduled for January 27.

ADMINISTRATIVE RECOMMENDATION

Be It Resolved, That upon the recommendation of the Superintendent of Schools, the Board of Education approves a calendar of scheduled public meetings for the period July 1, 2014-June 30, 2015, said calendar to be appended to the meeting of December 2, 2013.



**WESTPORT PUBLIC SCHOOLS
PROPOSED BOARD OF EDUCATION -- MEETING CALENDAR JULY 2014- JUNE 2015**

JANUARY 2014 (20)							FEBRUARY 2014 (14)							MARCH 2014 (21)							
S	M	T	W	Th	F	S	S	M	T	W	Th	F	S	S	M	T	W	Th	F	S	
5	6	7	8	9	**10	11	2	3	4	5	6	7	8	2	3	4	5	6	7	8	
12	13	14	15	16	*17	18	9	10	11	12	13	14	15	9	10	11	12	13	14	15	
19	20	21	22	23	24	25	16	17	18	19	20	21	22	16	17	18	19	20	21	22	
26	27	28	29	30	31		23	*24	25	26	27	28		23	24	25	26	27	28	29	
														30	31						
** All Day Budget Work Session 1 New Years Day *17 Staff Development Day No School Students' 20 Martin Luther King Day							17 Presidents' Day 18-21 Winter Recess *24 Staff Development Day No School Students'														
DATES APPROVED AT BOE MTG October 26, 2012																					
APRIL 2014 (17)							MAY 2014 (21)							JUNE 2014 (11)							
S	M	T	W	Th	F	S	S	M	T	W	Th	F	S	S	M	T	W	Th	F	S	
6	7	8	9	10	11	12	4	5	6	7	8	9	10	1	2	3	4	5	6	7	
13	14	15	16	17	18	19	11	12	13	14	15	16	17	8	9	10	11	12	13	14	
20	21	22	23	24	25	26	18	19	20	21	22	23	24	15	16	17	18	19	20	21	
27	28	29	30				25	26	27	28	29	30	31	22	23	24	25	26	27	28	
														29	30						
14-18 Spring Recess 18 Good Friday							26 Memorial Day							19 Students/Teachers Last Day Shortened Day for Students Only							
PROPOSED 2014-15 BOE MEETING DATES																					
JULY 2014 (0)							AUGUST 2014 (6)							SEPTEMBER 2014 (20)							
S	M	T	W	T	F	S	S	M	T	W	T	F	S	S	M	T	W	T	F	S	
			1	2	3	4	5						1	2		1	2	3	4	5	6
6	7	8	9	10	11	12	3	4	5	6	7	8	9	7	8	9	10	11	12	13	
13	14	15	16	17	18	19	10	11	12	13	14	15	16	14	15	16	17	18	19	20	
20	21	22	23	24	25	26	17	18	19	*20	*21	*22	23	21	22	23	24	25	26	27	
27	28	29	30	31			24	(25)	26	27	28	29	30	28	29	30					
							31														
4 Independence Day							*20-22 Staff Development Days (25) Student's First Day							1 Labor Day 25 Rosh Hashanah							
OCTOBER 2014 (23)							NOVEMBER 2014 (17)							DECEMBER 2014 (17)							
S	M	T	W	T	F	S	S	M	T	W	T	F	S	S	M	T	W	T	F	S	
5	6	7	8	9	10	11	2	3	*4	5	6	7	8		1	2	3	4	5	6	
12	13	14	15	16	17	18	9	10	11	12	13	14	15	7	8	9	10	11	12	13	
19	20	21	22	23	24	25	16	17	18	19	20	21	22	14	15	16	17	18	19	20	
26	27	28	29	30	31		23	24	25	26	27	28	29	21	22	23	24	25	26	27	
							30							28	29	30	31				
4 Election Day/Staff Dev. Day No School Students							4 Election Day/Staff Dev. Day No School Students							23 Shortened Day 24-31 Holiday Recess							
26 Shortened Day 27-28 Thanksgiving Recess							26 Shortened Day 27-28 Thanksgiving Recess														
JANUARY 2015 (18)							FEBRUARY 2015 (14)							MARCH 2015 (22)							
S	M	T	W	T	F	S	S	M	T	W	T	F	S	S	M	T	W	T	F	S	
4	5	6	7	8	9	10	1	2	3	4	5	6	7	1	2	3	4	5	6	7	
11	12	13	14	15	*16	17	8	9	10	11	12	13	14	8	9	10	11	12	13	14	
18	19	20	21	22	23	24	15	16	17	18	19	20	21	15	16	17	18	19	20	21	
25	26	27	28	29	30	31	22	*23	24	25	26	27	28	22	23	24	25	26	27	28	
														29	30	31					
1 New Years Day **2 Holiday Recess							16 Presidents' Day 16-20 Winter Recess														
*16 Staff Development Day No School Students							*23 Staff Development Day No School Students														
19 Martin Luther King Day																					
APRIL 2015 (16)							MAY 2015 (20)							JUNE 2015 (10)							
S	M	T	W	T	F	S	S	M	T	W	T	F	S	S	M	T	W	T	F	S	
5	6	7	8	9	10	11	3	4	5	6	7	8	9	7	8	9	10	11	12	13	
12	13	14	15	16	17	18	10	11	12	13	14	15	16	14	15	16	17	18	19	20	
19	20	21	22	23	24	25	17	18	19	20	21	22	23	21	22	23	24	25	26	27	
26	27	28	29	30			24	25	26	27	28	29	30	28	29	30					
							31														
3 Good Friday 13-17 Spring Recess							25 Memorial Day							19 Students/Teachers' Last Day Shortened Day for Students Only							

○ = Proposed Board Meeting Dates